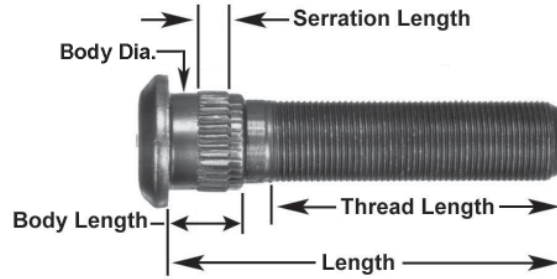
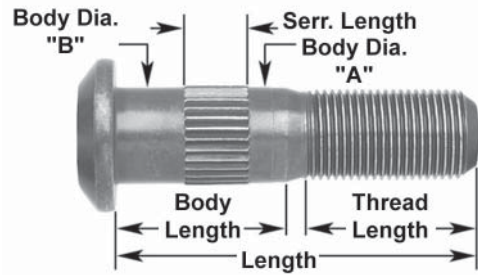


WHEEL STUDS




PART NUMBER	THREAD DIRECTION	GRADE	THREAD SIZE	LENGTH	BODY DIAMETER	BODY LENGTH	SERRATION LENGTH	THREAD LENGTH
09-001688	RH	8	.56"-18	3.09"	.65"	.68"	.28"	2.06"
09-002048	LH	8	.75"-16	2.13"	.89"	.69"	.50"	1.25"
09-002047	RH	8	.75"-16	2.13"	.89"	.69"	.50"	1.25"
20-X-2552	LH	8	.75"-16	2.76"	.89"	.72"	.38"	1.89"
20-X-2551	RH	8	.75"-16	2.76"	.89"	.72"	.38"	1.89"
R008958L	LH	8	.75"-16	2.88"	.77"	1.50"	.44"	1.19"
R008958R	RH	8	.75"-16	2.88"	.77"	1.50"	.44"	1.19"
09-002173	RH	8	.88"-14	3.35"	1.16"	.88"	.44"	1.50"
09-001926	LH	8	1.13"-16	2.97"	1.22"	1.19"	.45"	1.78"
09-001925	RH	8	1.13"-16	2.97"	1.22"	1.19"	.45"	1.78"
09-002000	LH	8	1.13"-16	3.13"	1.22"	1.19"	.45"	2.06"
09-001999	RH	8	1.13"-16	3.13"	1.22"	1.19"	.45"	2.06"
09-002216	RH	10.9 (Metric)	M14 x 1.5	2.75"	.59"	.15"	.28"	1.75"
09-002232	RH	10.9 (Metric)	M14 x 2	2.81"	.88"	.63"	.29"	1.93"
09-002223	RH	10.9 (Metric)	M14 x 2	3.00"	.59"	.25"	.28"	2.25"
09-002233	RH	10.9 (Metric)	M14 x 2	3.44"	.88"	.63"	.29"	2.53"
09-002226	LH	10.9 (Metric)	M20 x 1.5	2.45"	.79"	.63"	.37"	1.65"
09-002225	RH	10.9 (Metric)	M20 x 1.5	2.45"	.79"	.63"	.37"	1.65"
09-001826	RH	10.9 (Metric)	M20 x 1.5	3.11"	.79"	.98"	.38"	2.13"
09-001811	RH	10.9 (Metric)	M20 x 1.5	3.68"	.79"	1.25"	.38"	2.42"
09-001958	RH	10.9 (Metric)	M22 x 1.5	2.75"	.89"	.79"	.38"	1.66"
09-002013	RH	10.9 (Metric)	M22 x 1.5	2.81"	.89"	.88"	.38"	1.67"
09-002184	RH	10.9 (Metric)	M22 x 1.5	2.92"	.90"	.88"	.38"	1.77"
09-002228	RH	10.9 (Metric)	M22 x 1.5	3.21"	.88"	.63"	.38"	2.00"
09-001988	RH	10.9 (Metric)	M22 x 1.5	3.34"	.89"	.88"	.38"	2.23"
09-002002	RH	10.9 (Metric)	M22 x 1.5	3.61"	.89"	.88"	.38"	2.67"
09-001989	RH	10.9 (Metric)	M22 x 1.5	3.72"	.89"	.87"	.38"	2.56"
09-002005	RH	10.9 (Metric)	M22 x 1.5	3.85"	.89"	1.13"	.38"	2.63"
09-001727	RH	10.9 (Metric)	M22 x 1.5	3.88"	.89"	.88"	.38"	2.75"
09-002004	RH	10.9 (Metric)	M22 x 1.5	4.17"	.89"	.88"	.38"	3.01"
09-001728	RH	10.9 (Metric)	M22 x 1.5	4.31"	.89"	.88"	.38"	3.19"
09-002003	RH	10.9 (Metric)	M22 x 1.5	4.78"	.89"	.88"	.38"	3.84"
09-002229	RH	10.9 (Metric)	M22 x 1.5	4.91"	.88"	.63"	.38"	3.84"

WHEEL STUDS

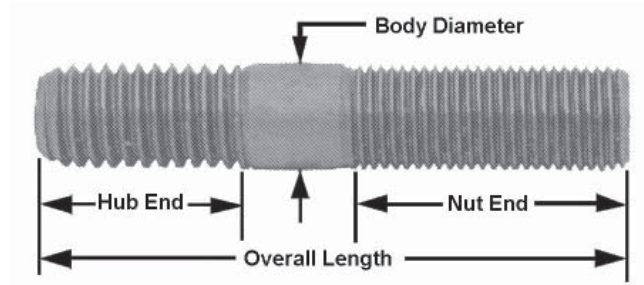


PART NUMBER	THREAD DIRECTION	GRADE	THREAD SIZE	BODY DIAMETER		LENGTH	BODY LENGTH	SERRATION LENGTH	THREAD LENGTH
				"A"	"B"				
09-001998	LH	8	.75"-16	.890	.940	2.38"	.89"	.50"	1.25"
09-001997	RH	8	.75"-16	.890	.940	2.38"	.89"	.50"	1.25"
09-002050	LH	8	.75"-16	.890	.940	2.38"	1.13"	.50"	1.13"
09-002049	RH	8	.75"-16	.890	.940	2.38"	1.13"	.50"	1.13"
09-001911	LH	8	.75"-16	.890	.939	2.63"	1.02"	.50"	1.38"
09-001910	RH	8	.75"-16	.890	.939	2.63"	1.02"	.50"	1.38"
09-002086	LH	8	.75"-16	.890	.939	2.77"	.87"	.50"	1.61"
09-002085	RH	8	.75"-16	.890	.939	2.77"	.87"	.50"	1.61"



Part Number	A	B	C	D	E	F
R006035	3.94	0.98	0.72	0.25	2.88	M22 x 1.5
R006034	4.79	0.98	0.72	0.25	3.73	M22 x 1.5
R0014873L	2.66	0.98	0.81	0.25	1.46	3/4-16 LH
R0014873R	2.66	0.98	0.81	0.25	1.46	3/4-16 RH
R0014875	3.70	0.98	0.72	0.25	2.58	M22 x 1.5
R0014876	4.25	0.98	0.72	0.25	3.19	M22 x 1.5
R0014877	3.04	0.98	0.70	0.25	2.06	M22 x 1.5
R0014874R	3.13	0.98	0.81	0.25	1.63	3/4-16 RH
R0014874L	3.13	0.98	0.81	0.25	1.63	3/4-16 LH

DRIVE FLANGE STUDS



PART NUMBER	OVERALL LENGTH	BODY DIAMETER	HUB END		NUT END	
			THREAD SIZE	THREAD LENGTH	THREAD SIZE	THREAD LENGTH
4-X-1612	2.50"	.56"	.56"-12	.84"	.56"-18	.91"
08-203868	2.50"	.56"	.56"-12	1"	.56"-18	.90"
08-205435	2.88"	.50"	.50"-13	.83"	.50"-20	.98"
08-008551	2.94"	.63"	.63"-11	.85"	.63"-18	1.38"
08-205740	2.94"	.63"	.63"-11	.86"	.63"-11	1.38"
08-205741	3.03"	.50"	.50"-13	1.00"	.50"-13	1.00"